

SELF SERVICE PORTAL FOR PASSWORD Registration & Reset

This portal helps you to reset your password without contacting ITS department.

STEP 1 (User registration- One time activity)

First time users to register your username and password at URL,

<https://passwordregistration.GUtech.edu.om/default.aspx>

Login with your GUtech user name and password to login.

You have to fill the security questions asked during the process of registration and please remember the answers for future.

This is a onetime registration.

STEP 2 (Go to this step if you ever want to reset your password)

Once the registration (step 1) is over, you can use the password reset tool at anytime from ANYWHERE to change your password, if you can't remember it. Make sure that you have to give EXACTLY SAME answers for the security questions (given in step 1) to reset the password.

<https://passwordreset.GUtech.edu.om/default.aspx>

NB: If you are not able to remember the answers of your security questions given at the time of registration and unable to reset the password using this portal, then please contact [IT HELP DESK](#) to reset password.

Please refer help document below for detailed steps:

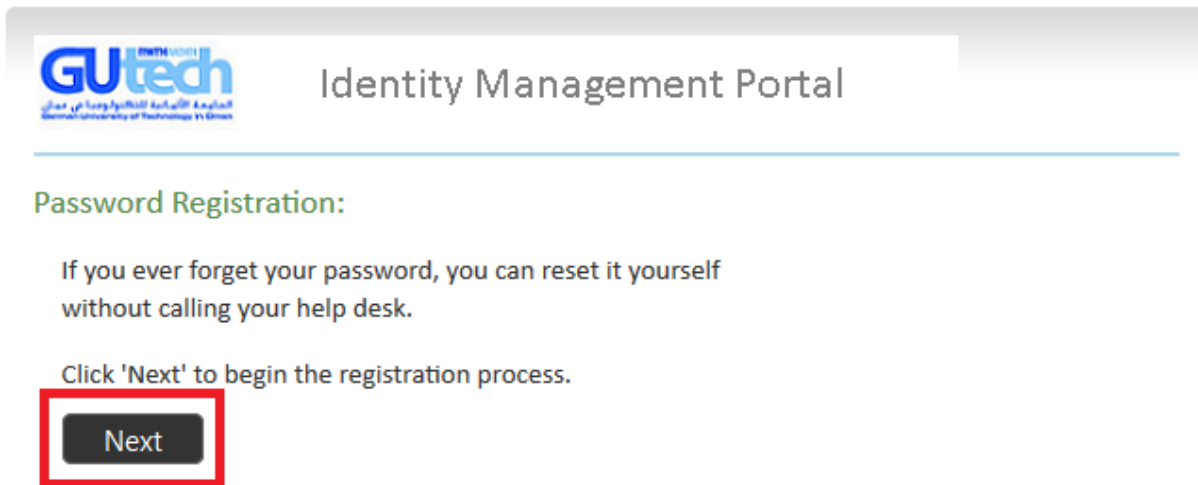
STEP 1

USER REGISTRATION

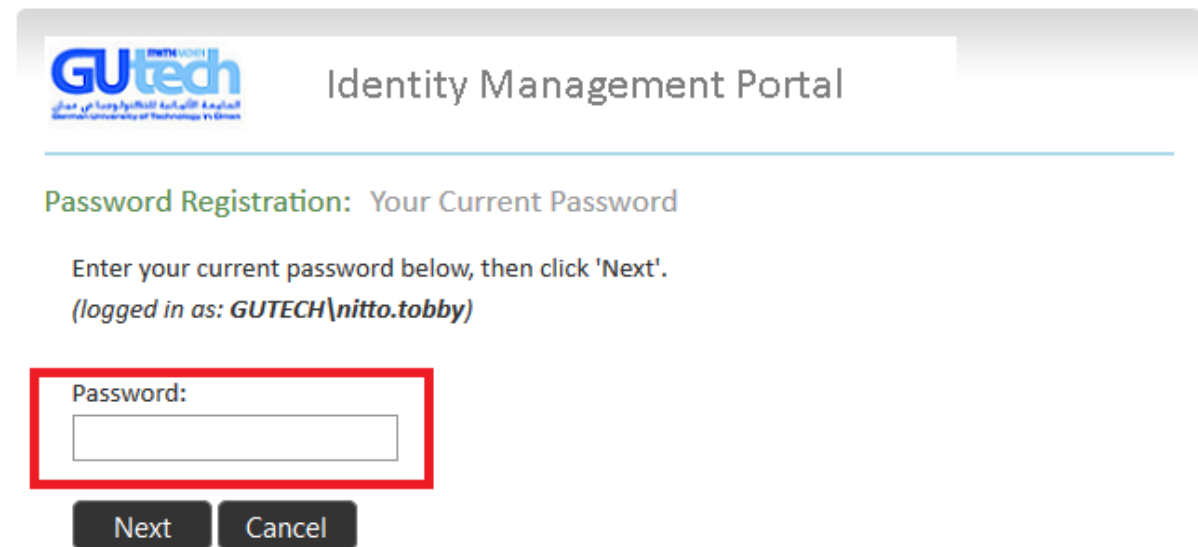
Click link below.

<https://passwordregistration.GUtech.edu.om/default.aspx>

❖ Please login with your GUtech username and password.



The screenshot shows the 'Identity Management Portal' header with the GUtech logo. Below the header, the text 'Password Registration:' is displayed. A message states: 'If you ever forget your password, you can reset it yourself without calling your help desk.' Below this, it says 'Click 'Next' to begin the registration process.' A button labeled 'Next' is highlighted with a red box.



The screenshot shows the 'Identity Management Portal' header with the GUtech logo. Below the header, the text 'Password Registration: Your Current Password' is displayed. A message states: 'Enter your current password below, then click 'Next'. (logged in as: GUTECH\nitto.tobby)'. Below this, there is a text input field labeled 'Password:' which is highlighted with a red box. At the bottom, there are two buttons: 'Next' and 'Cancel'.

Identity Management Portal

Password Registration: Register Your Answers

You must answer at least 3 questions to register.

Each answer must contain at least four characters, and no two answers may be the same.

What is your Civil Card Number?

What was your favourite food as a child?

Who is your favourite musician?

The responses you provide are stored by your organization in Forefront Identity Manager.

[Next](#) [Cancel](#)

NB: Make sure to remember the answers you are giving here. It will be asked again while you will try to reset the password.

Identity Management Portal

Completed: You are now registered

✓ If you ever need to reset your password:

1. Go to the reset password portal
2. Verify your identity
3. Choose your new password

DONE!!!!

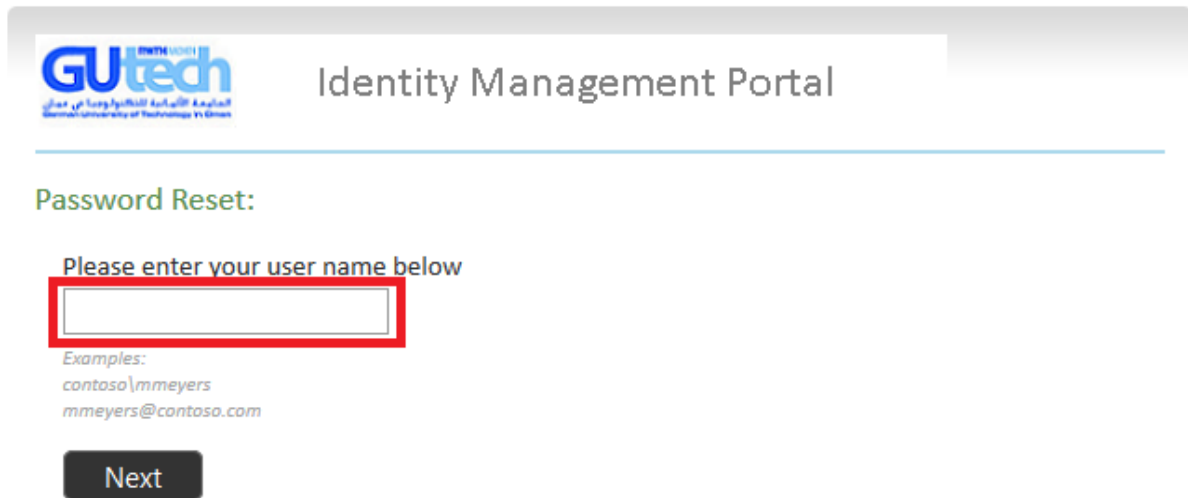
Now you can reset your GUTECH password from ANYWHERE using the steps given in next page.

STEP 2

[PASSWORD RESET TOOL](#)

Click link below or use mobile application “password reset” provided by CSS Inc.
NB: You have to download a free App called “Password Reset” from the play stores.

<https://passwordreset.GUtech.edu.om/default.aspx>



GUtech Identity Management Portal

المملكة العمانية للتكنولوجيا في عمان
Sultan's University of Technology in Oman

Password Reset:

Please enter your user name below

Examples:
contoso\mmeyers
mmeyers@contoso.com

Next

PLEASE PROVIDE THE SECURITY ANSWERS SAME AS GIVEN AT THE TIME OF REGISTRATION



Identity Management Portal

Verify Your Identity: Submit Your Answers

You must answer 3 of the following 3 questions.

What is your Civil Card Number?

What was your favourite food as a child?

Who is your favourite musician?

NOW YOU WILL GET THE PROMPT TO RESET THE PASSWORD.

PLEASE TYPE YOUR NEW PASSWORD.



Identity Management Portal

Password Reset: Choose Your New Password

(Resetting password for nitto.tobby)

Enter a new password:

Re-enter the password:



Identity Management Portal

Success: Your password has been reset



You can now use your new password to log in.

DONE!!

Now you have successfully reset your GUtech password.

You can try to login to GUtech PORTALS/MAILS after 5 Minutes.