

PASSWORD RESET TOOLS FOR MOBILES

Microsoft FIM allows user to reset there GUtech password from location through your Windows Phone, iOS and Android device. Once you have registered your secret questions and answers in GUtech Password Registration Portal, please follow the below steps for resetting your password.

STEP 1:

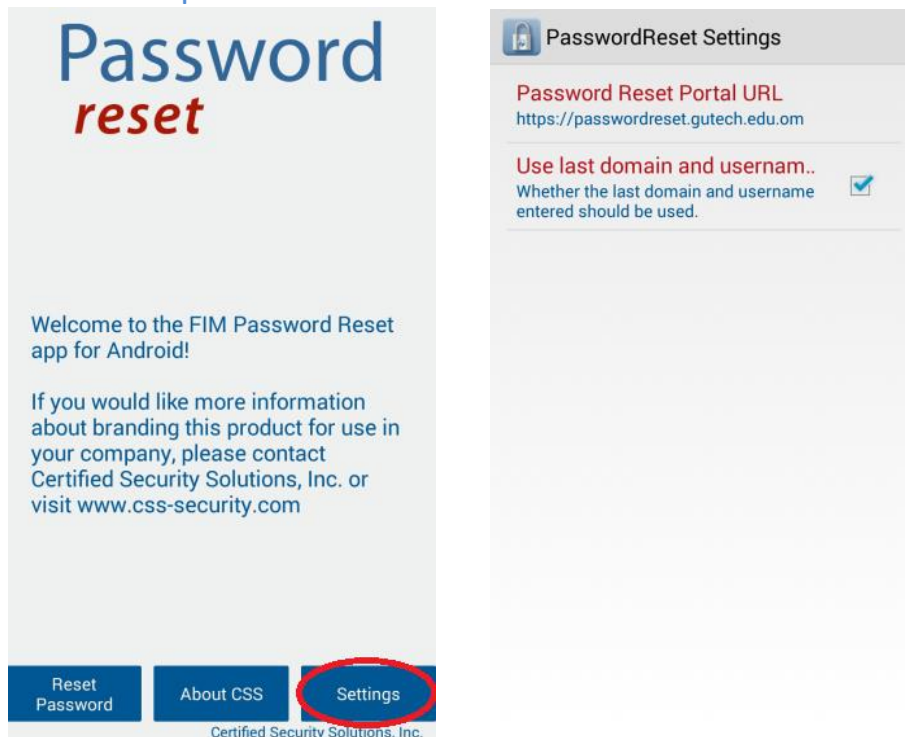
You have to download a free App called “Password Reset” from the play stores.



STEP 2:

Click on “Settings” and fill the information of password reset portal:

- Password Reset Portal URL: <https://passwordreset.gutech.edu.om>
- Select the option “Use last domain and username”



STEP 3:

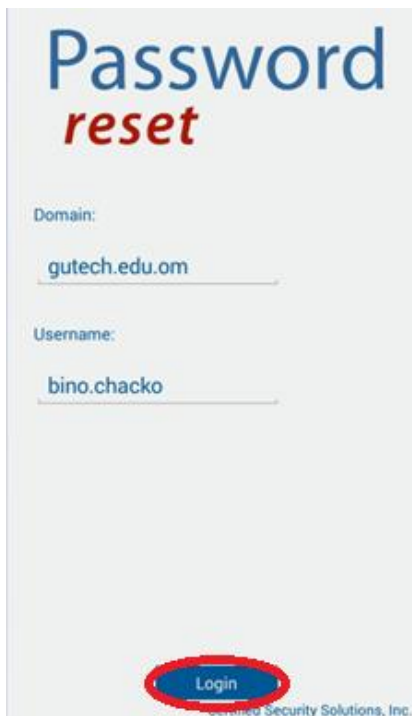
Click on “Reset Password”

This will ask your domain name and the user name

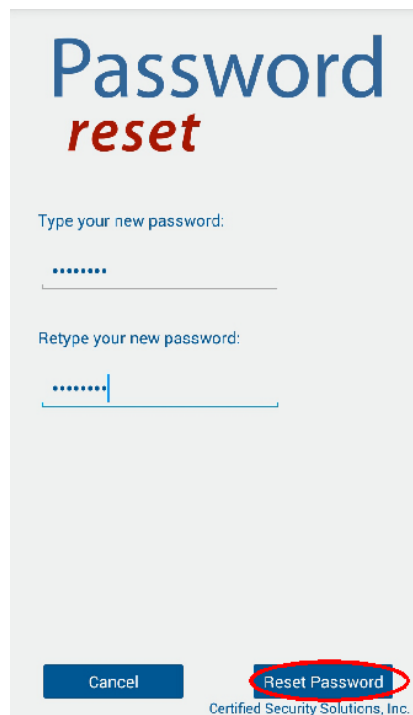
- Domain: **gutech.edu.om**
- Username: **login name**

Click on “Login”

Next windows will ask your secret questions, after answering the secret questions click “Next”, there you have to type your new password twice and click “Reset Password”,



The screenshot shows a web form titled "Password reset". It has two input fields: "Domain:" with the value "gutech.edu.om" and "Username:" with the value "bino.chacko". At the bottom, there is a blue button labeled "Login" which is circled in red. The footer text reads "Certified Security Solutions, Inc."



The screenshot shows a web form titled "Password reset". It has two input fields for passwords: "Type your new password:" and "Retype your new password:", both containing masked characters (dots). At the bottom, there are two buttons: "Cancel" and "Reset Password", with the "Reset Password" button circled in red. The footer text reads "Certified Security Solutions, Inc."